



## Special Council Meeting Revised Agenda

Monday, February 6, 2023, 7:00 p.m.

Council Chambers

Whitby Town Hall

This meeting will be held in a hybrid in-person and virtual format. In accordance with Section 7 of Procedure By-law # 7462-18, Members of Council may choose to attend in-person or participate virtually. In-person attendance by the public is permitted, however those wishing to speak during the meeting are asked to complete a Delegation Request Form.

Should you wish to provide comments regarding a matter being considered below, please submit written correspondence and/or a Delegation Request Form.

- **To submit written correspondence**, please email the Office of the Town Clerk at [clerk@whitby.ca](mailto:clerk@whitby.ca) by noon on the day of the meeting. Written correspondence must include your full name, address, and the item on the agenda that your correspondence is related to.
- **To speak during the Council meeting**, please submit a Delegation Request Form online to the Office of the Town Clerk by noon on the Wednesday prior to the date of the meeting. Should you be unable to access a computer, please call 905.430.4315 to speak with a Staff Member in the Office of the Town Clerk.

The meeting will be available for live viewing through the Town's **live stream feed**, which will appear in the top right corner of the HTML agenda while the meeting is in progress. Please visit our website for more information or contact [clerk@whitby.ca](mailto:clerk@whitby.ca).

A Revised Agenda may be published on a later date. Late items added or a change to an item will appear with an asterisk beside them.

- 
1. **Call To Order: The Mayor**
  2. **Call of the Roll: The Clerk**
  3. **Declarations of Conflict of Interest**
  4. **Public Meeting - 2023 Operating and Capital Budget**
    - \*4.1 Presentation - 2023 Budget Overview  
F. Wong, Commissioner of Financial Services/Treasurer

For more information on the 2023 Budget, please visit  
<https://connectwhitby.ca/budget>

## 4.2 Delegations

- \*4.2.1 Bryan Widner, Chair of Whitby Sustainability Advisory Committee (In-Person Attendance)  
Re: Public Meeting - 2023 Operating and Capital Budget
- \*4.2.2 Akuah Frempong, Congress of Black Women - Oshawa/Whitby Chapter (Virtual Attendance)  
Re: Public Meeting - 2023 Operating and Capital Budget
- 4.2.3 George Gadanidis, Resident (In-Person Attendance)  
Re: Public Meeting - 2023 Operating and Capital Budget
- 4.2.4 Ashley Collins, North Pringle Creek Residents Association (Virtual Attendance)  
Re: Public Meeting - 2023 Operating and Capital Budget
- \*4.2.5 Dr. Janette M. Hughes, Resident (Virtual Attendance)  
Re: Public Meeting - 2023 Operating and Capital Budget

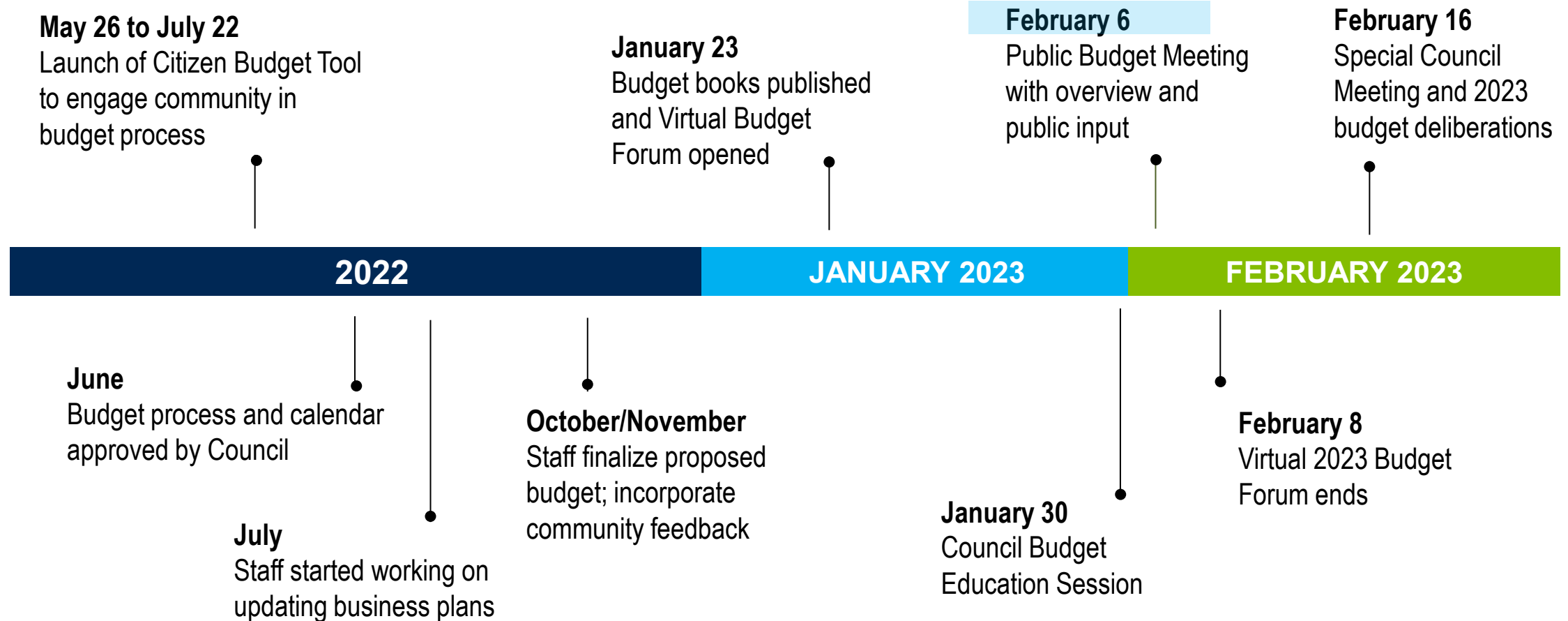
## 5. Adjournment

# 2023 Proposed Budget


## Public Budget Meeting

Presented February 6, 2023

# 2023 Budget Process



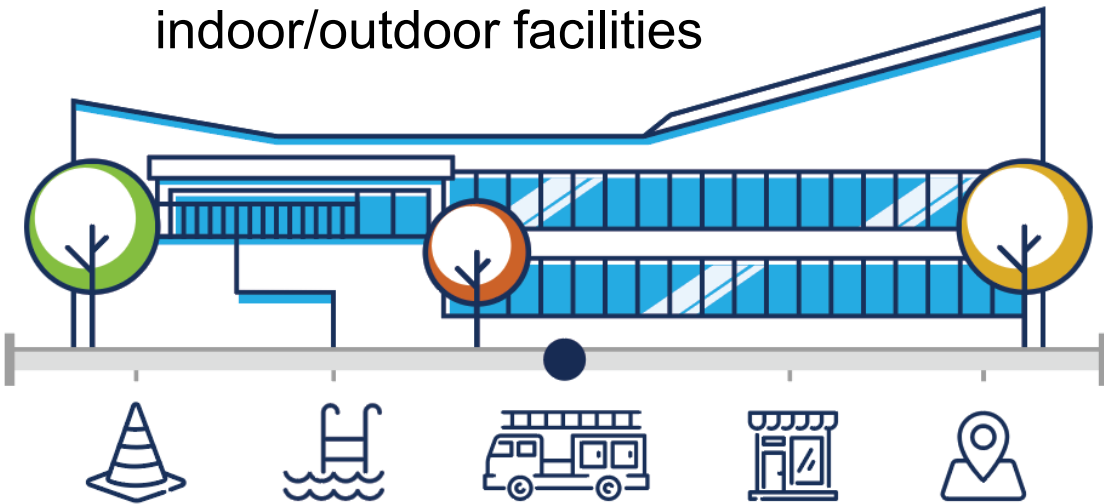
# Building The 2023 Proposed Budget



# Citizen Budget Survey: What We Heard

## Top Budget Priorities

- 1 Revitalization of Downtowns
- 2 More green space
- 3 Enhanced quality of Town's indoor/outdoor facilities



## Top response from participants

was that they are comfortable with current taxation and service levels. Here's why:

- easy access to other regions
- liveable/enjoyable town
- green spaces
- safe community

# Citizen Budget Survey: Participation

## Participation

57%

of participants said they learned something new  
by participating in the budget engagement process

Nearly **1,140** tool completions  
(up from nearly 900 in 2021)

**3,450+** tool completions  
(up from 1,860+ in 2021)

**630+** comments  
(same as 2021)



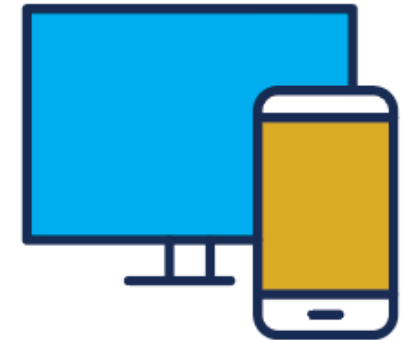
## Additional Social Engagement

**17K+** Engagements

**277,000+** Impressions

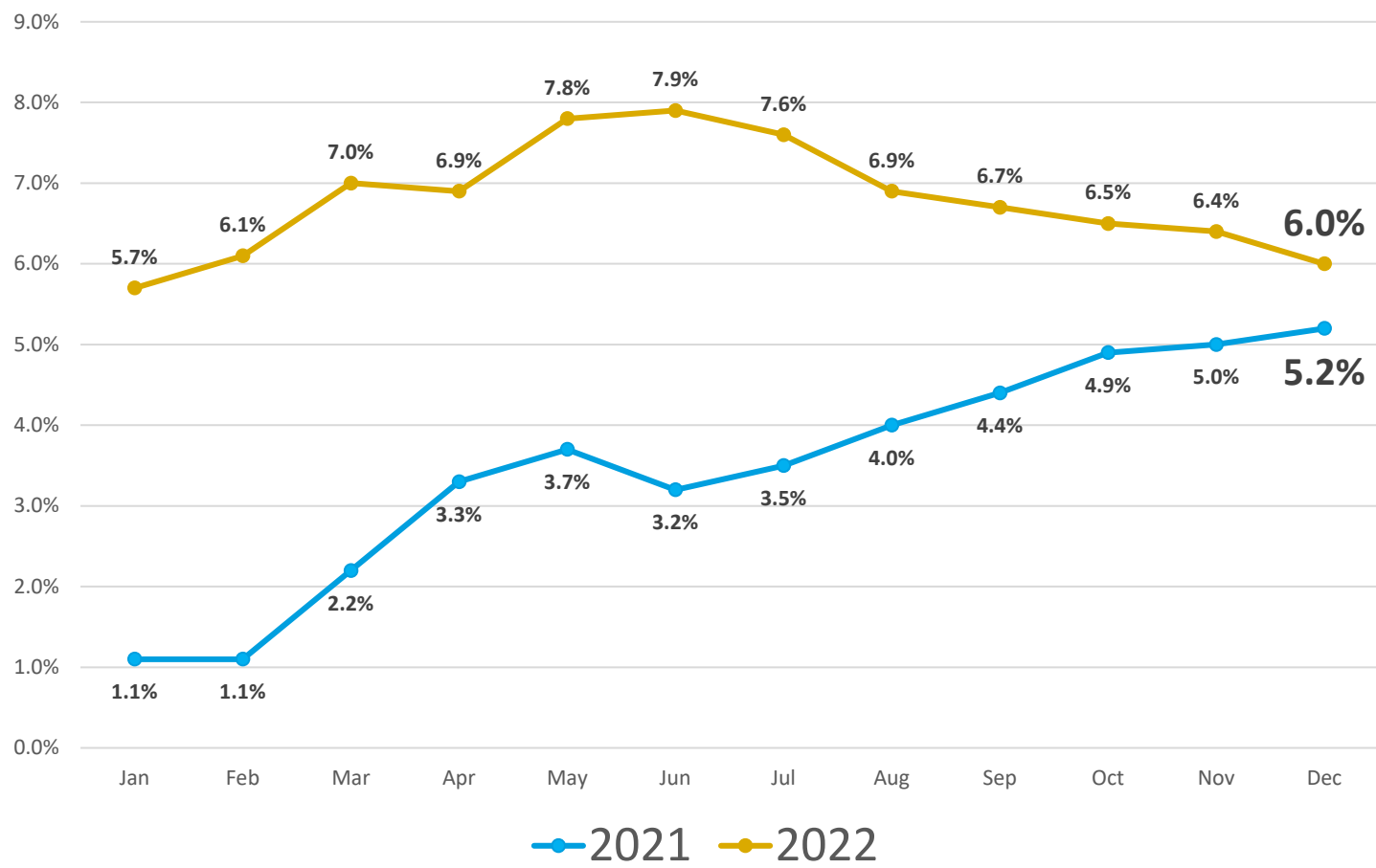
**Engagements** include likes,  
comments, shares on Facebook  
and Twitter.

**Impressions** are the number  
of times content would have  
been seen.



# Maintain Services: MPI/CPI/Base Pressures

CPI - Ontario All-Items



Inflation impacts  
Town facilities, winter  
maintenance materials

**Fuel: 81%**  
**Natural Gas: 21%**  
**Insurance: 10%**

Impact to maintain  
services in 2023 =

**\$4.1M**

(net of \$2.0 million of  
proposed budget reductions)



# Infrastructure Investments

**\$3.6M**

To keep \$2B of existing infrastructure in state of good repair (rehabilitation, replacement)

+

**\$1.9M**

To pay for the Town's share of growth-related infrastructure (\$1B capital growth-related program)

---

**\$5.5M** Required for 2023

# Whitby is Growing



Whitby's population is expected to GROW  
**more than 26%**

over the next 9 YEARS

(from 150,000 people to 190,000 people)



# Maintain Services Due to Growth & New Programs/Service Improvements

+1,866

households added over 2 years  
(2020 & 2021)

+1,841

households in 2022



## Projected Growth in West Whitby:

+5 hectares of parks, trails and turf areas

+4 hectares of new sports fields

+4 splash pads (Total of 20 across the Town)



13



Action Items included in  
the Town's Business Plan



## Projects/Strategies approved by Council:

Customer Service Strategy

Zero Carbon Whitby Plan

Enterprise Resource Planning

Inclusion, Diversity, Equity, Anti-Racism (IDEA) Project

Economic Development Strategy


# Workforce Plan (WFP) Study

## WFP 2023 Recommendation:




**19.8** FTEs

(Required for Projected Growth\*)



**22.3** FTEs

(Close the Staffing Deficit)



**42.1** FTEs

---

**Proposed in 2023 Budget:**

**23.01** FTEs  
(\$1.4M)

\*No service level changes or new programs

# Assessment Growth And Other Revenues

**\$3.3M**

## Assessment Growth



Incremental property taxes mainly from a growing tax base (e.g. more homes and businesses)

**\$0.3M**

## User Fee Increases



Proposed fee increases to better match recovery of cost to provide a specific service/program

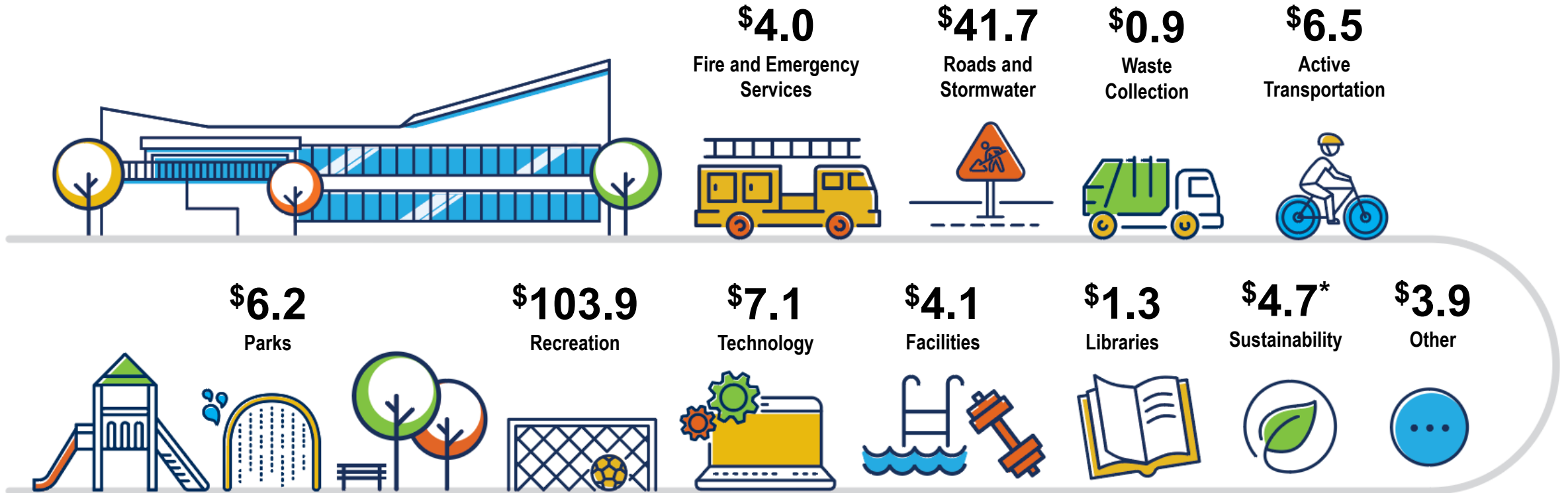
# 2023 Proposed Budget

(6% Town Increase, 2% Overall Tax Impact)

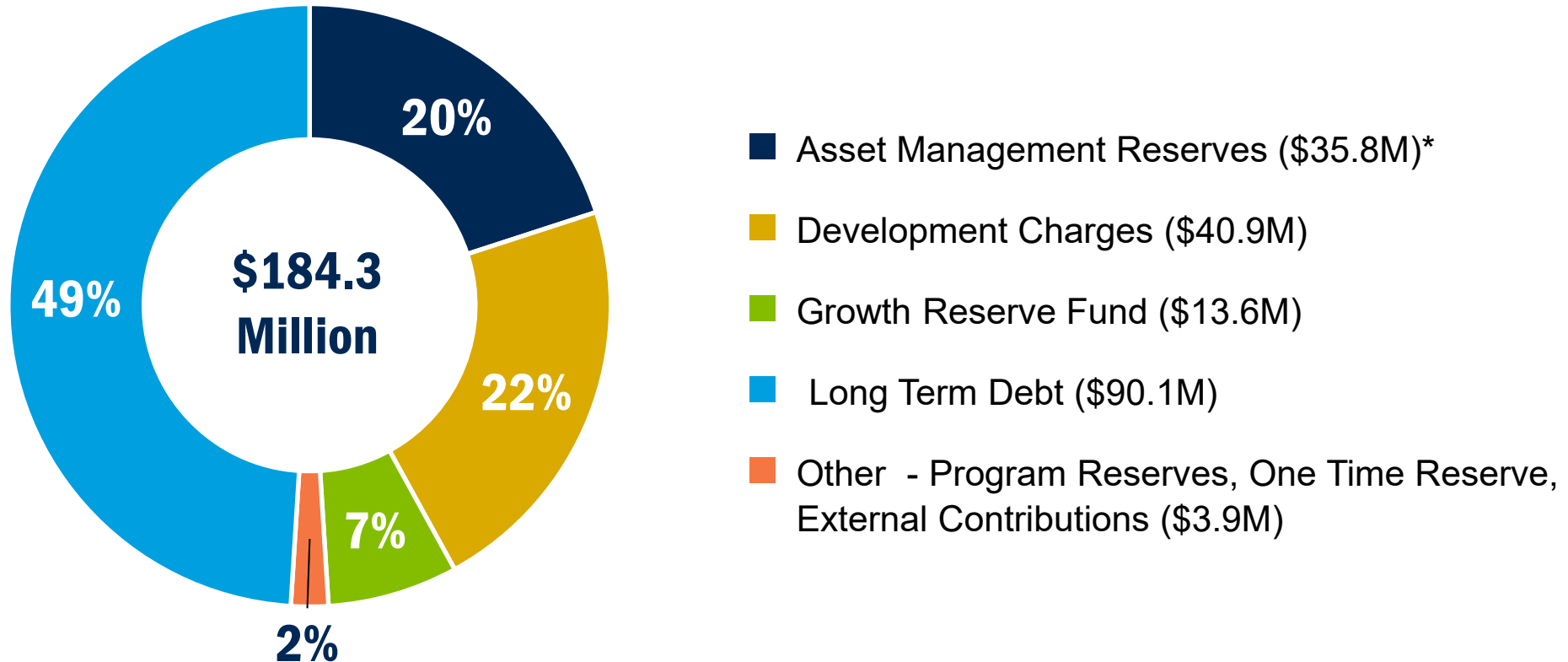
Budget Pressure (A)	Proposed Reduction (B)	2023 Proposed Budget (A+B)	(\$ millions)
\$6.1			Inflation and Prior Decisions
	-\$0.8		Efficiencies
	-\$0.9		Other changes - volume based revenue increases, gapping
	-\$0.3		Proposed User Fee Increases
\$6.1	-\$2.0	\$4.1	Maintain Services
\$3.6		\$3.6	Maintain Infrastructure
\$1.9			Town's Share of Growth-related infrastructure*
\$1.4			Staff resources to extend and improve service delivery
	-\$1.0		Draw from reserves to smooth budget pressures, minor service level reductions and one time capital pressure
\$3.3	-\$1.0	\$2.3	Plan for Growth and Future
-\$3.3		-\$3.3	Assessment Growth
\$9.7	-\$3.0	\$6.7	Net Budgetary Pressure 6% which represents 2% on the overall property tax bill

\*Excludes impact of Bill 23

# Proposed Capital Program: \$184.3 Million



# Where Does the Money Come From? (Capital Budget)



\* Includes \$5.7M from Canada Community Building Fund (formerly Federal Gas Tax Grant)



# Proposed Investments: Revitalization of Downtowns



- Downtown Whitby and Downtown Brooklin Community Improvement Plan Grants
- Cycling facility on Mary Street (from High St. to Garden St.)
- Pedestrian Traffic Signal @ Dundas/Centre
- Sidewalk Patio Boardwalk program
- Parking Lot @ Green/Colborne – construction to start 2023 + EV Charging Station
- Limited implementation of the Economic Development Strategy
- Continued support of the Downtown Whitby Business Improvement Area

# Proposed Investments: Green Space & Waterfront



## **\$6.2 million in Park investments including:**

- Playground / Accessibility improvements at 7 locations including Rotary and Powell Parks;
- Brooklin Memorial Park Cricket Mat improvements;
- Lighting projects for Baseball at Kelloryn Park and Tennis at D'Hillier Park

## **Trail Improvements:**

- Rehabilitation of the John Hulley Trail;
- Start of Construction for Corbett Creek Pedestrian Bridge / Trail Widening and Expansion by the Waterfront



# Proposed Investments: Roads



- \$1.3 million investment in multi-use paths & cycling facilities
- \$2.0 million planning for next phase of Mid-Arterial Roadway (Garden to Thickson)
- \$0.8 million for Traffic Safety Initiatives – including:
  - \$0.3 million for traffic calming;
  - Signalization @ Lakeridge Rd/Churchill Ave;
  - Turning Lanes @ Brock/Burns
- White Bridge replacement on Columbus Road

# Proposed Investments: Other

**\$4.2 million** in Asset Management/Replacement projects that include investments to reduce GHG emissions

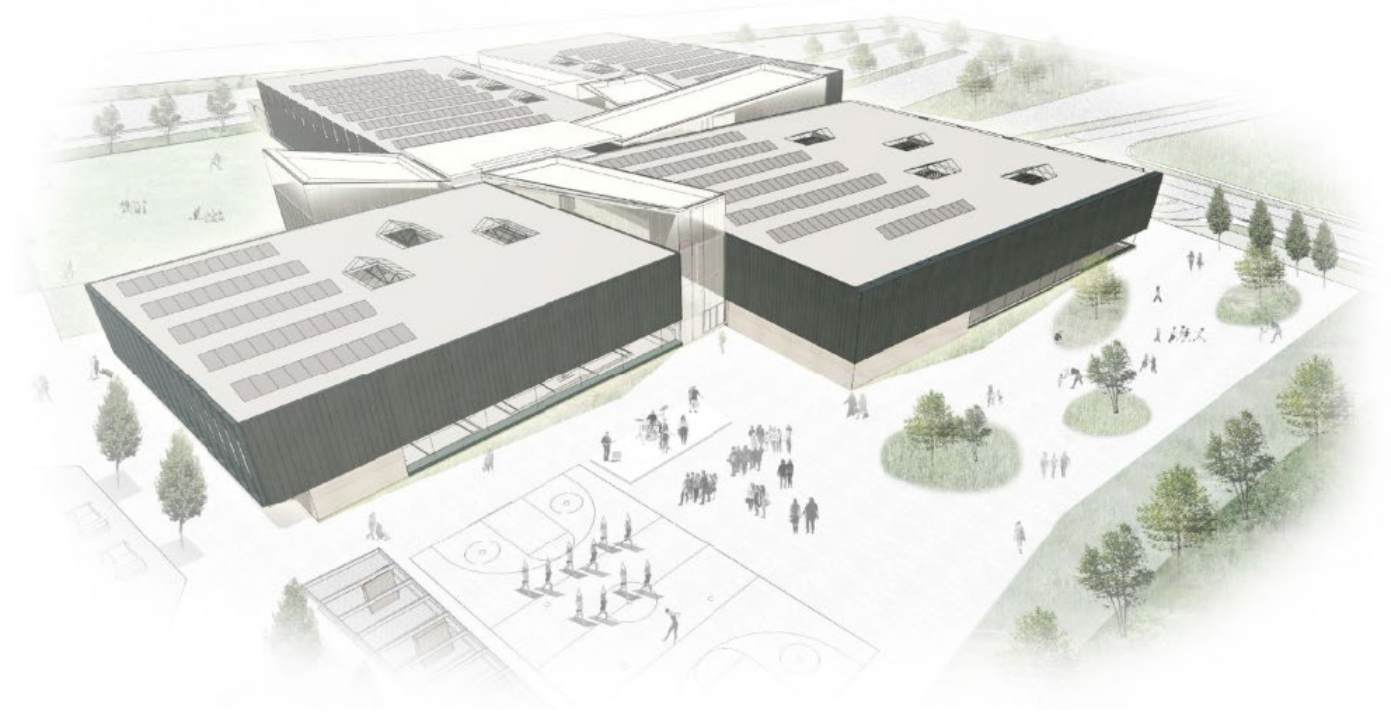
**\$0.6 million** for Port Whitby Marina – Pier #2 Improvements

## Community Grants

- Durham College Expansion
- Charles H. Best Diabetes Centre

## Whitby Sports Complex

Finalization of detailed design for construction tender



# Programs to Support Residents

## Tax Rebate Programs

- Low Income Seniors and Low Income Persons with Disabilities (indexed to \$472 from \$462)
- Heritage Tax Rebate
- Charity Rebates

## Tax Deferral Program for Seniors

- Co-ordinated through the Region

## Seniors/Accessibility Snow & Windrow Program

## Access Program for Recreation

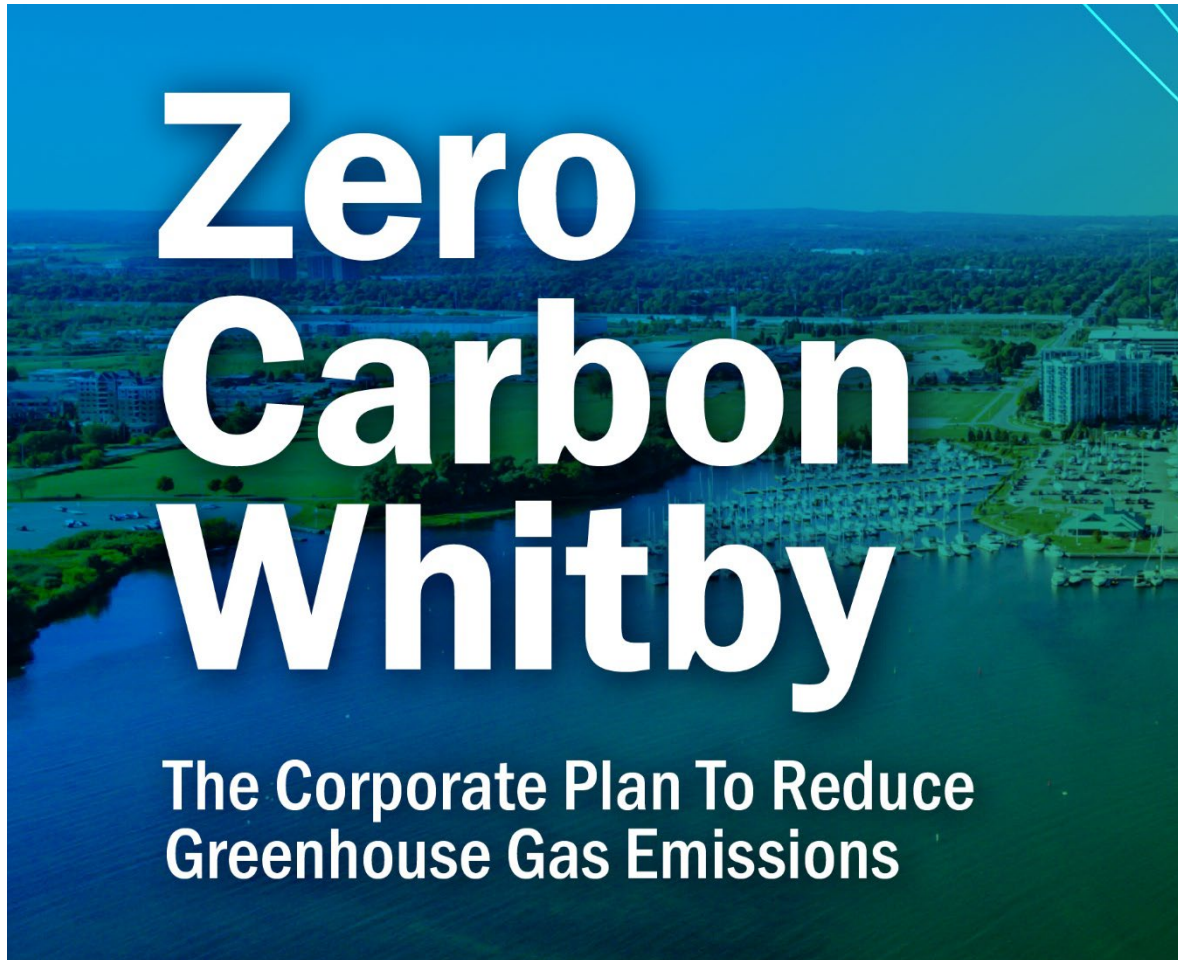
- Funding for recreation programs
- 55+ Recreation Services Membership

## Town Support of Regional Programs

- Donation of Land for Otter Creek Cooperative Homes;
- Leases for Family Transitional Home/Shelter and Warming Centre



# Zero Carbon Whitby



**Goal: 100% reduction in greenhouse gas (GHG) emissions by 2045** (based on 2019 levels) = 5,525,000 Kg of CO<sub>2</sub> equivalent (KgCO<sub>2</sub>e)

**Interim GHG reduction goals:**

- Reduction of 1,105,000 KgCO<sub>2</sub>e by **2025** (or 20% below 2019)

# Carbon Budgeting

(KgCO2e)

Replacement  
Projects  
(incl. sustainability  
upgrades)



Growth  
Projects



Net **Increase** of  
14,527 KgCO2e

Requires \$0.7 million of  
Additional Investment



2025 Interim Reduction Goal 1,105,000 KgCO2e

# Combined 2023 Property Tax Bill Impacts



Education Target Budget: 0%  
14% of Property Tax Bill



Municipal Proposed Budget: 6%  
34% of Property Tax Bill



Region Budget Guideline: 5%  
52% of Property Tax Bill

Projected Overall  
Tax Bill Increase:

Overall Impact: 0%

+

Overall Impact: 2%

+

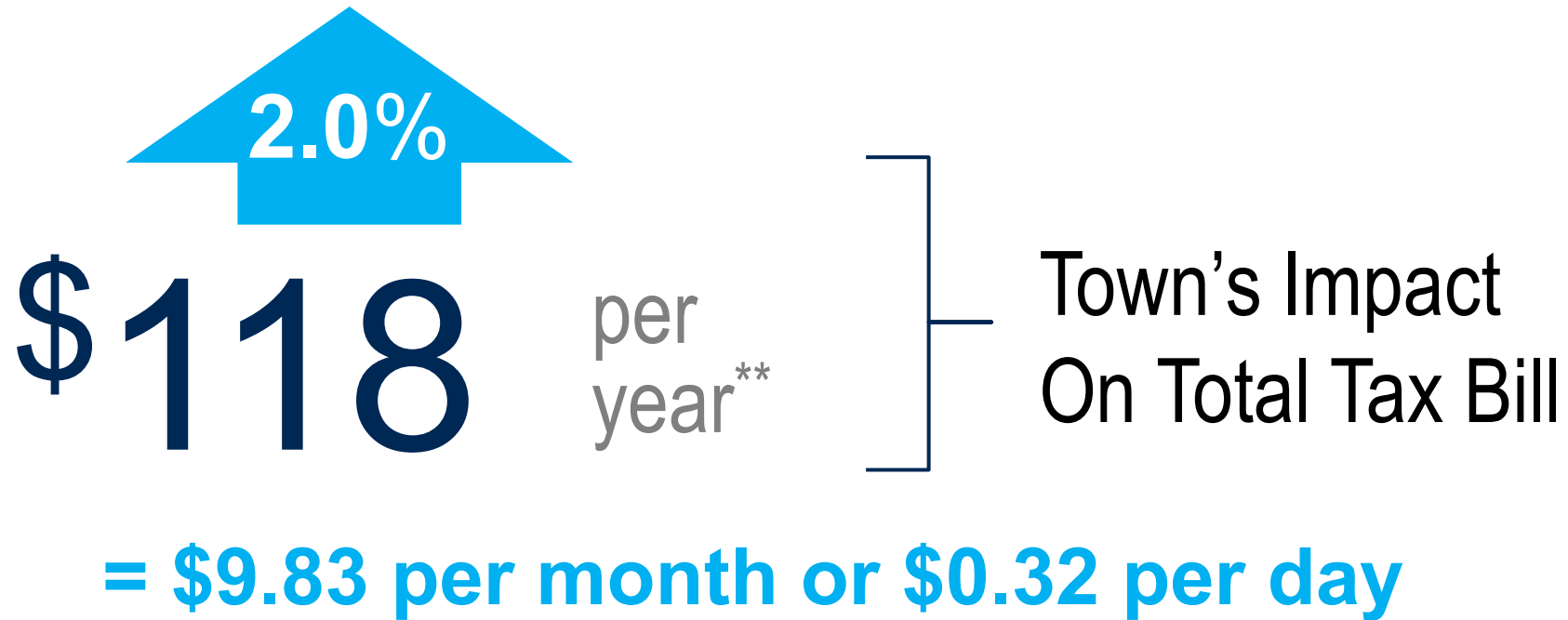
Overall Impact: 2.6%

=

**4.6%**



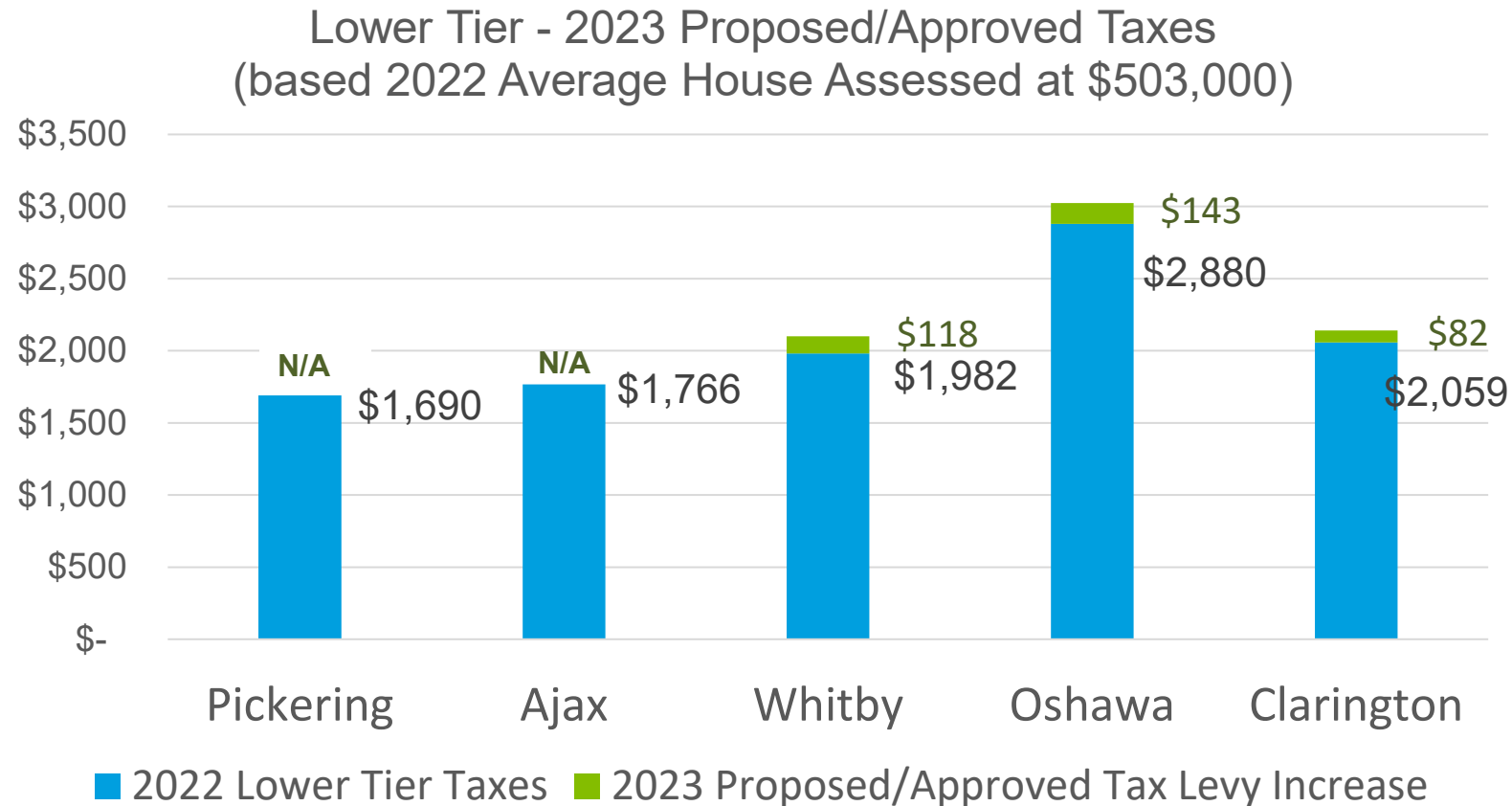
# Proposed Budget Impact On Average Home\*



\*Based on the 2022 average residential assessment value of \$503,000 as determined by the Municipal Property Assessment Corporation (MPAC)

\*\* \$23.46 per \$100,000 of assessment

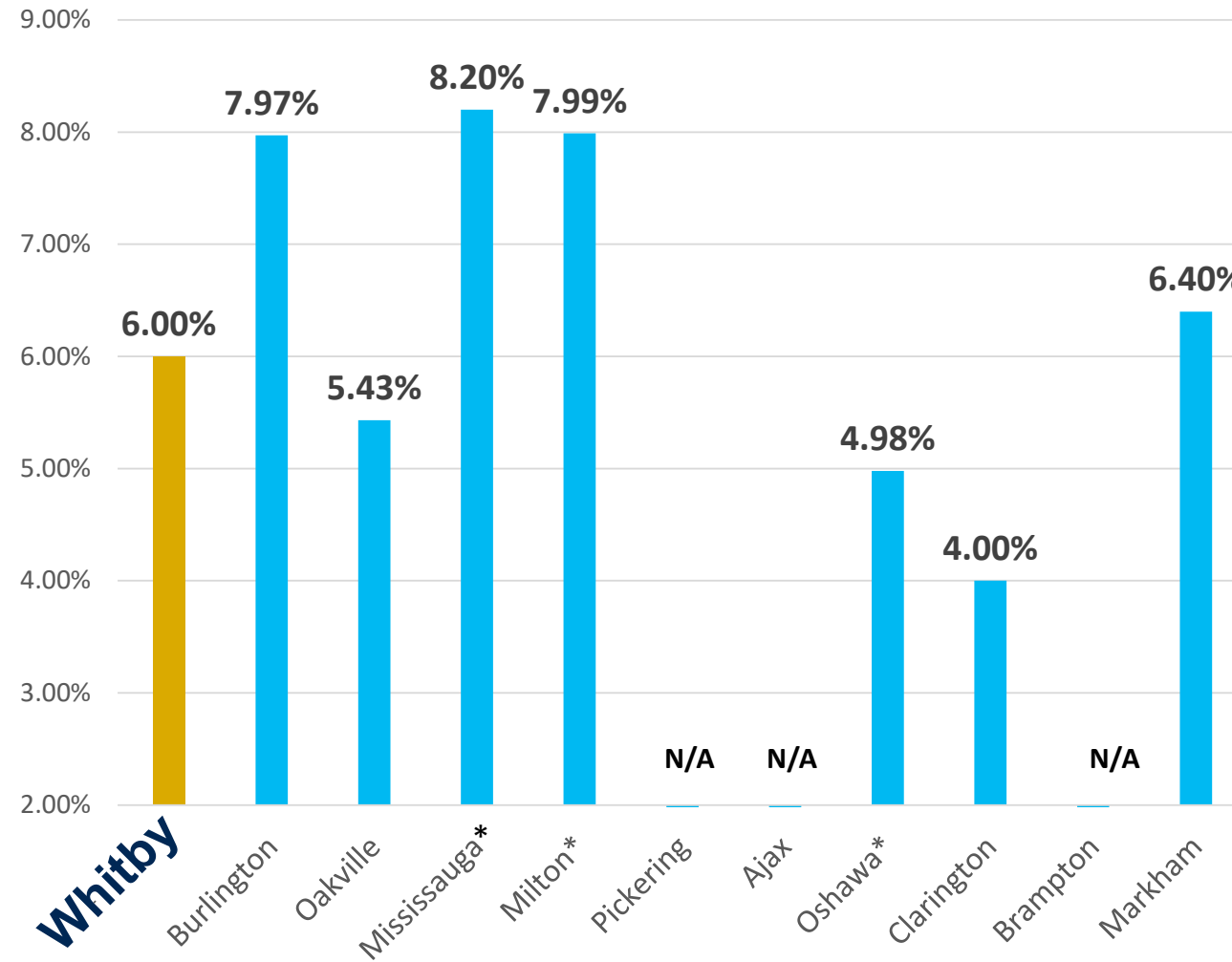
# Proposed Budget – Municipal Comparators



\*Note: Waste management is at the Regional Level for Pickering, Ajax and Clarington. Waste management represents \$82 in Whitby's 2022 taxes.  
N/A – Pickering and Ajax's preliminary 2023 budget not available at this time; 2022 property taxes shown  
\*\* - Oshawa Budget approved

# 2023 Proposed/Approved Budget Increases

## (Local Increases Only)



N/A = Not available at this time  
\* - Approved

# Next Steps

## Proposed Budget Available Online

January 23, 2023

[connectwhitby.ca/Budget](https://connectwhitby.ca/Budget)

## Virtual 2023 Budget Forum

January 23 to February 8

[connectwhitby.ca/Budget](https://connectwhitby.ca/Budget)

## Budget Public Meeting

February 6

[whitby.ca/Livestream](https://whitby.ca/Livestream)

## Special Council Meeting

February 16

[whitby.ca/Livestream](https://whitby.ca/Livestream)

For more information on the meetings email [clerks@whitby.ca](mailto:clerks@whitby.ca)

To provide comments on the budget, visit [connectwhitby.ca/Budget](https://connectwhitby.ca/Budget)

---

# 2023

# Proposed Budget

---

## Public Budget Meeting